



ACE AT 30

Telescopic Handler



Rough terrain and rugged, Telehandler for loading and handling application




Specifications

Forward Reach -Forward reach ahead of front tyres -Max lift height	7.25 mtrs 11.20 mtrs
Load Capacities - when lifting loads having load centre (LC) 500 mm - with boom fully retracted - with forward reach ahead of tyres with outrigger without outrigger - with forward reach ahead of tyres and lift height with outrigger without outrigger	3 Tons 1.4 Tons 0.26 Tons 3 Tons 0.26 Tons
Engine - Rated Power - Gradeability with Fork attached and 3 ton load	Tata (CEV Stage V), Diesel, Engine Model 497TC59, 4 Cylinder, TCIC-D1, Turbocharged with Electronic Control Unit. 74.5 hp@2200 rpm 15°
Transmission - Travelling speed, unladen	Torque convertor transmission with 4 forward & 4 reverse gear for smooth transmission. 34 Kmph
Axles - Front Axle - Rear Axle - Drive modes	Drive axle rigid mounted Drive axle oscillating type 4 WD
Steering - Steering modes :	2 wheel steer
Brakes - Service brake - Parking brake	Hydraulically actuated wet disc brake Hand operated disc brake

Cabin	Ergonomically designed cabin to provide excellent all round visibility and maximum comfort to drive
Tyres	Front : 13.00x24-12PR Rear : 12.5x80 18-16 PR
Dimensions: - Ground clearance - Overall height - Overall width - Overall length (without fork)	350 mm 2.6 mtrs 2.4 mtrs 5.74 mtrs
Operational Data - Weight without Attachments - Fuel tank capacity	9730 Kgs 100 Ltrs
Additional features - Towing hooks - Fork capacity - Over centre valves for safety against hose burst	Provided, both in front and rear. 3 ton capacity Holds the lifted load in position
Safety Feature - SLI/LMI	For protection against overload a visual indicator is provided to indicate safe and unsafe load working condition. An audio alarm is activated when the load being lifted reaches the maximum safe load.

ACE



ATTACHMENTS




FORK - 3 TON



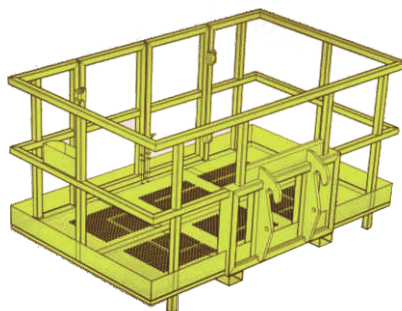
CRANE HOOK 3 TON



BUCKET 0.25 Cum



BUCKET 1.20 Cum



MAN BASKET



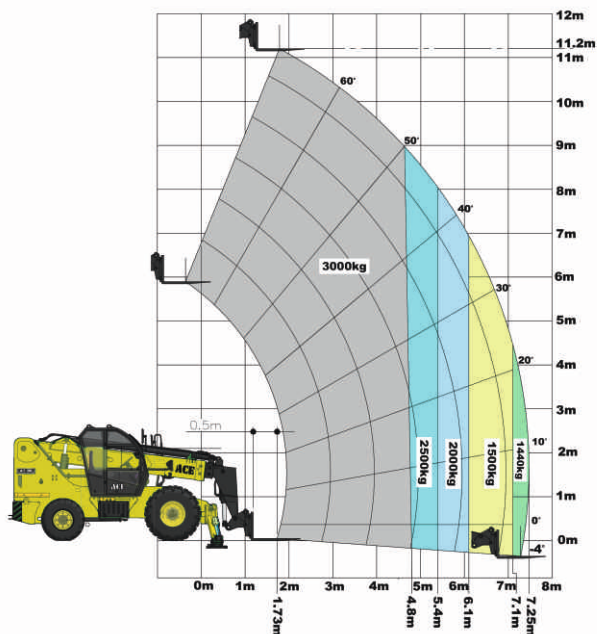
TRUSS JIB

AT 30 MAN BASKET

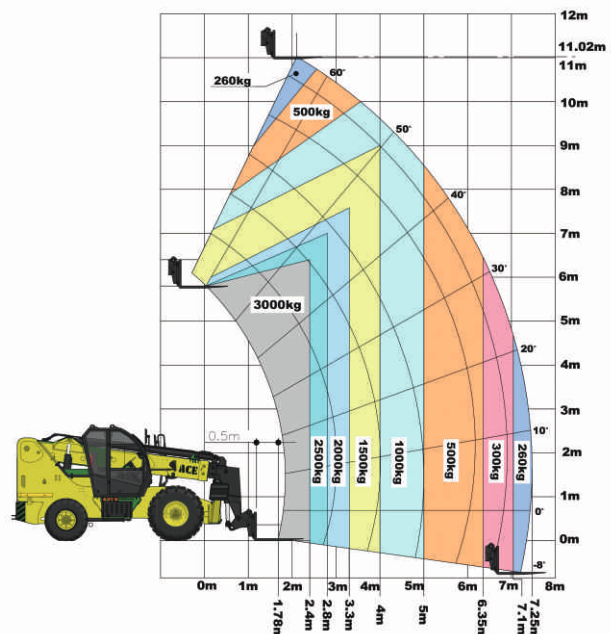


LOAD CHART - 3T (Standard)

**AT30 LOAD CHART
OUTRIGGERS EXTENDED**



**AT30 LOAD CHART
OUTRIGGERS RETRACTED**



*All dimensions and weights are variable with in $\pm 5\%$



AWP Range



**Telescopic Boom
Lift - Diesel**



**Articulated Boom
Lift - Diesel**



**Scissor
Lift - Electric**



Man Lift Crane




**Mast Boom
Lift - Electric**



**Truck Mounted
Boom Lift**



Single Mast Lift



Twin Mast Lift



Multi Mast Lift



**Scissor
Lift - Manual**

A horizontal row of various construction equipment. From left to right, it includes: a mobile crane, a small tractor, a front loader, a large crawler crane, a large crawler crane with a long boom, a backhoe loader, a truck-mounted crane, a small tractor, a small tractor, and a tall tower crane.

[illegible]

1st Floor, "Alsa Regency", 165
Eldams Road, Alwar Pet
Chennai - 600018
Ph.: +91-44-24314253
Fax: +91-44-24314252
E-mail: acechennai@ace-cranes.com

