

ACE NX 360°

NextGen Multi Activity Crane

360° Full Slew and Pick 'N' Carry,
Rough Terrain Articulated
4x4 Drive Crane

ACE INDIA'S NO. 1
CRANE BRAND

CEV
STAGE V

4x4



Specifications

NX 360°

MAX LIFTING CAPACITY	20 Tonnes
ENGINE	Tata Motors (CEV BSV) Diesel Engine Model 497, 4 cylinder, Water Cooled, Turbo Charged Engine with Electronic Control Unit (ECU)
Rated Power	101 HP (74 kW) at 2200 RPM
TRANSMISSION	Heavy duty, synchromesh with 10 forward and 2 reverse speeds and hi-low drive selector for creep speed
Axles	Front Drive axle is rigidly mounted on the chassis. Rear drive axle is mounted with 2 nos. Leaf springs.
Drive	4 Wheel drive.
Clutch	Heavy duty, single, dry friction type pneumatic assisted hydraulic clutch.
Top Speed	34 KMPH on even metaled Road (without load)
Gradeability	40 % (unladen)
STEERING	Full power orbitrol with twin hydraulic double acting cylinders and 40° articulation on either side
Turning Radius	7.6 Mtrs. on outer rear wheels.
BRAKES	<ul style="list-style-type: none"> ● Dual Circuit Brakes ● Fully Pneumatic brakes on front and rear wheels. ● Parking brake is pneumatically operated, fail safe type
HYDRAULIC SYSTEM	<ul style="list-style-type: none"> ● Gear type tandem pump ● Four spools for crane operation. ● Seven spools for outrigger operation. ● Suction line has 100 mesh size strainer while return line is fitted with 25 micron full flow filter.
SUPER STRUCTURE	Super structure is capable of continuous slewing in either direction and mounted with sealed slew bearing.

OUTRIGGERS	
Front outriggers	Hydraulically operated telescopic outrigger beams with vertical hydraulic jacks fitted with safety lock valve.
Rear outriggers	Hydraulically operated swing and telescopic outrigger beams with vertical hydraulic jacks fitted with safety lock valve.
SLEWING	Hydraulic motor fitted with counter balance valve providing 360° continuous slew
BOOM DERRICKING	Two double acting hydraulic cylinders with counter balance safety valve
BOOM LUFFING Range	-2° to + 64°
TELESCOPIC BOOM	<ul style="list-style-type: none"> ● 4 section boom with 2 sections hydraulically operated & synchronized and 4th section power extended ● Double acting hydraulic cylinder with counter balance safety valve is provided for boom telescoping
HOIST	Winch is driven by hydraulic motor and fitted with rope tensioner. Hoisting is provided through self adjusting hook block employing 6 falls of 13mm dia. Rope. 35 Mtrs./Min (Line Speed)
Hoist Speed	
ELECTRICAL SYSTEM	12v, Negative earth. (110 AH Battery)
TYRES	
Front	12.00x20-18 PR (4 NOS.)
Rear	12.00x20-18 PR (4 NOS.)
SAFETY	<ul style="list-style-type: none"> ● Safe load indicator with cutoff ● Hose failure protection ● Audio over hoisting Indication with cut off ● Safety brakes on hoist ● Self-adjusting hook block ● Rear wheel guards



NX 360°



Specifications

NX 360°

STANDARD EQUIPMENT

- Front work lights
- Reflectors and rear view mirror
- Tool kit
- Cabin fan
- Wiper motor
- Digital Cluster with display indications for :
 - a) Fuel Level
 - b) Low Fuel
 - c) Engine Oil Pressure
 - d) Air Pressure
 - e) Low Air Pressure
 - f) Parking Brake
 - g) Coolant Temperature
 - h) Engine RPM
 - i) Engine Hour Recorder
 - j) Speedo Meter
 - k) Odometer
 - l) Urea Level
 - m) Water in Fuel
 - n) Battery Charging
 - o) Neutral Position Safe Start
 - p) 2W/4WD Drive
 - q) Regeneration
 - r) Fault Detector Codes (P Code)

OPTIONAL EQUIPMENT

- Rear view Camera
- Front Outriggers
- Beacon Rotating Light
- Regeneration Switch
- Air Conditioned (AC) cabin
- Fly jib (1.25 Tonnes Max. Capacity)
- Over Hoist hydraulic cutoff
- Fire extinguisher
- Cabin Front Glass Protector
- Helper / Slinger Seat
- Drag Winch
- Front & Side Proximity Sensors
- Man Basket Attachment
- ALSS, SCOS and RAS features for Safe Crane Operations.
- ACE Live (Telematics) : IOT Device for Monitoring, Diagnosis and Remote Trouble Shooting.
- IOT Controlled SLI.
- IOT Controlled AC.

ULTRA

Features

OPERATING WEIGHT

20870 Kgs.

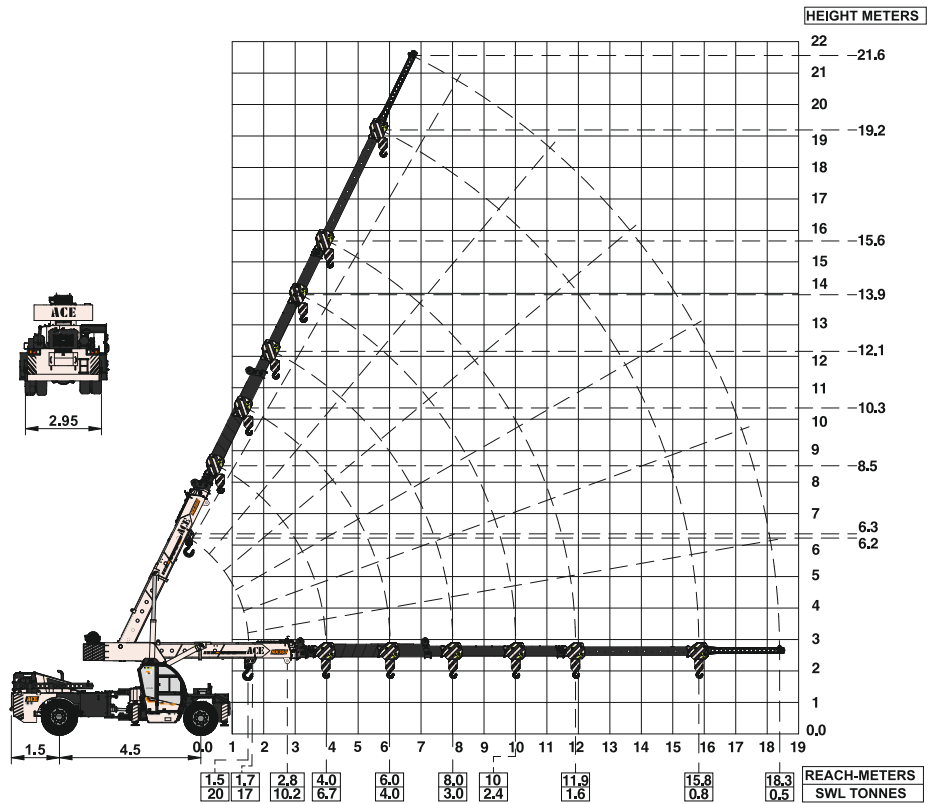




Load Chart : Pick 'N' Carry Duty (Tonnes)

- Max. Capacity Fly Jib : 1.25 Tonnes
- Max. Capacity Manual Extension : 2.0 Tonnes

MULTI ACTIVITY CRANE

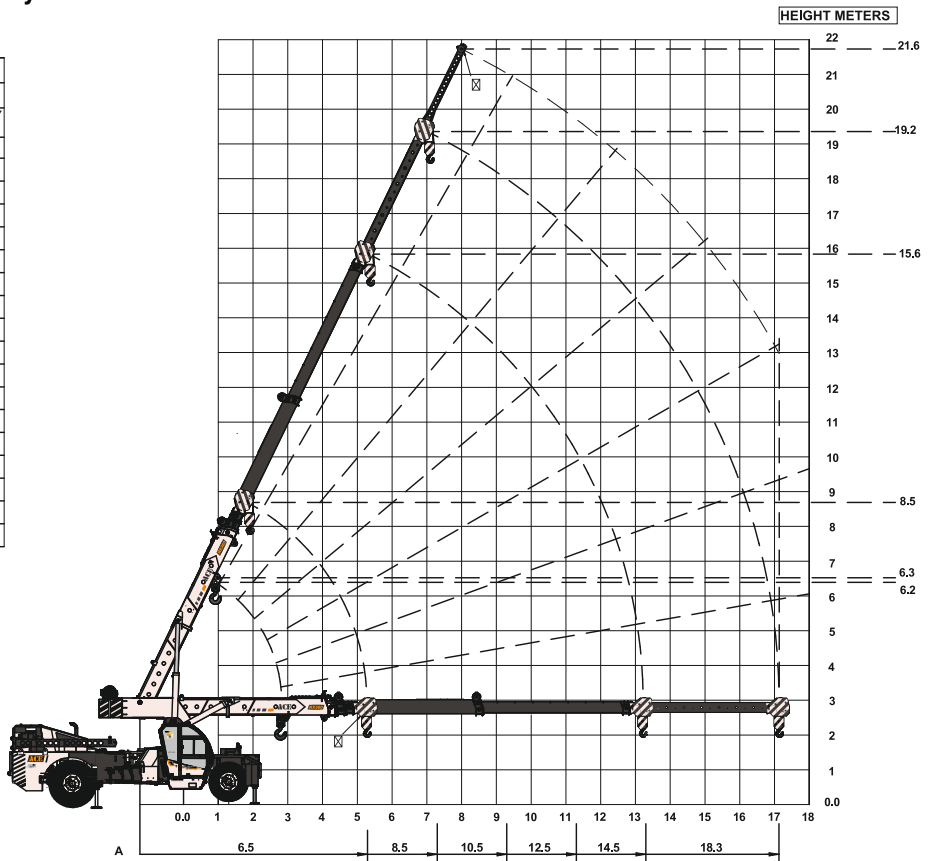
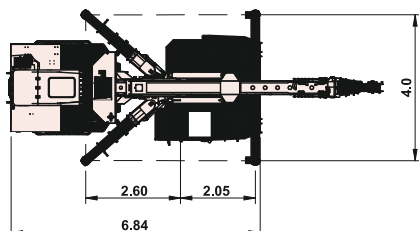


All Dimensions in meters $\pm 5\%$

Load Chart : Slew Duty (Kgs)

- Outriggers : Fully swung out and fully extended
- Slewing Range : 360° Continuous

SLEW RADIUS	BOOM LENGTH IN METERS						
	HOOK BLOCK (A)						FLYJIB
	MANUAL EXT. CLOSED					MANUAL EXT. OPEN	BOOM FULLY EXTENDED
(M)	6.5	8.5	10.5	12.5	14.5	17.1	19.9
2.5	18000	9000					
2.8	16000	9000					
3.0	14000	9000					
4.0	10500	9000	9000				
5.0	7500	7250	7100	7000			
6.0		5800	5600	5400	5300		
7.0		4100	4100	4000	4000	2000	
8.0			3800	3800	3600	1800	1250
9.0			2700	2700	2600	1600	1200
10.0				2000	2000	1200	1000
11.0				1800	1800	1100	900
12.0					1400	1100	800
13.0					1200	1000	700
14.0						1000	700
15.0						800	600
16.0						700	600
17.0						600	500



All dimensions are in Meters $\pm 5\%$

NOTE:

- Lifting capacities for supported operation only on firm level ground.
- SWL are based on 85% stability as per IS: 4573.
- Lifting capacity = Actual load + Chain/Slings.

Mobile Cranes (9-260 Tonnes)



Tractors



Harvester Combine



Forklifts



Vibratory Rollers



Backhoe Loader



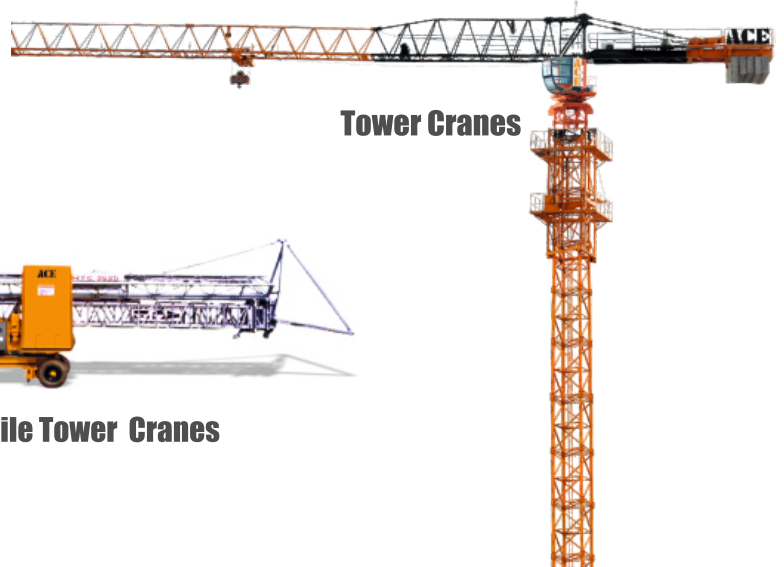
Motor Grader



Piling Rigs



Tower Cranes



Mobile Tower Cranes



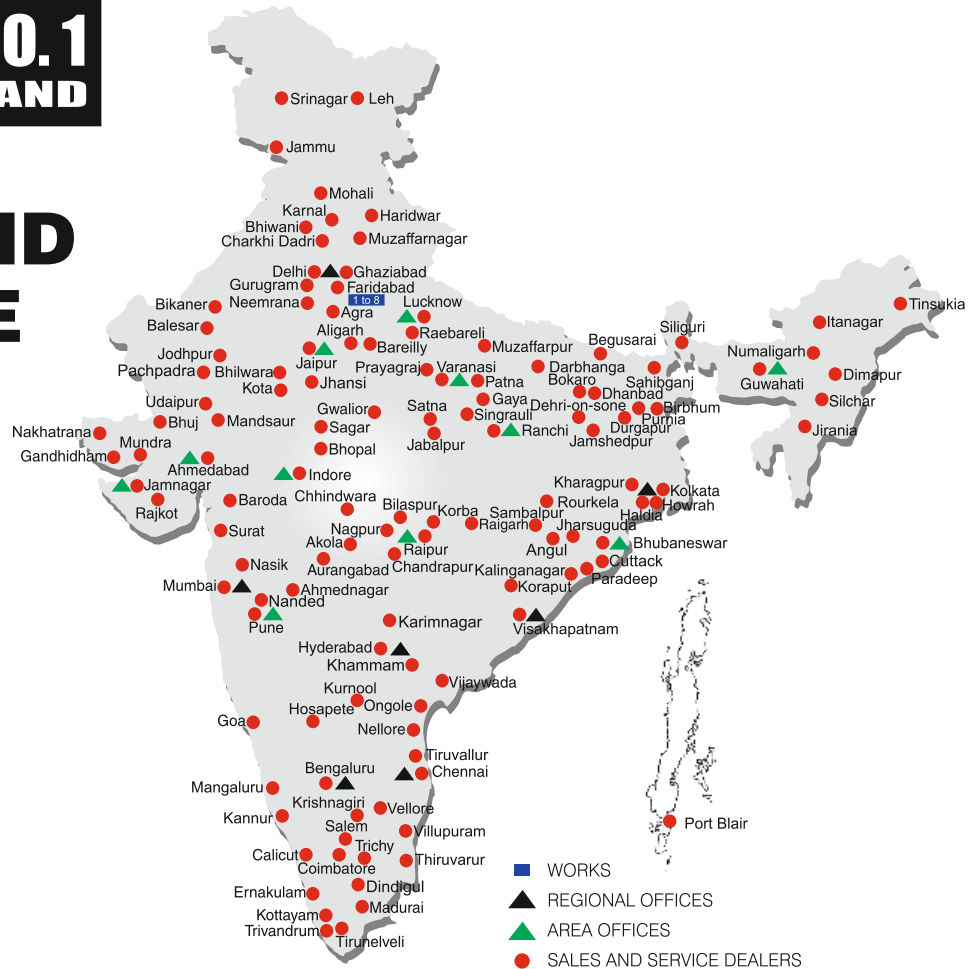
BUILT TO PERFORM



NETWORK



**RELIABLE AND
DEPENDABLE
EFFICIENCY**



MARKETING H.Q.

4th Floor, Pinnacle
Surajkund, NCR-121009
Ph.: +91-129-4550000
Fax: +91-129-4550022
E-mail: marketing@ace-cranes.com

REGISTERED OFFICE

Dudhola Link Road, Dudhola
Palwal-121102, Haryana
Ph.: +91-1275-280111
Fax: +91-1275-280133
CIN: L74899HR1995PLC053860

MUMBAI OFFICE

31, "Kalpataru Court"
Chembur, Mumbai - 400074
Ph.: +91-22-25206846, 25207070
Fax: +91-22-25207071
E-mail: acemumbai@ace-cranes.com

KOLKATA OFFICE

84A, AJC Bose Road, Fomra Tower -
2nd Floor, Kolkata-700014
Ph.: +91-9038070630
E-mail: acekolkata@ace-cranes.com

CHENNAI OFFICE

1st Floor, "Alsa Regency", 165
Eldams Road, Alwar Pet
Chennai - 600018
Ph.: +91-44-24314253
Fax: +91-44-24314252
E-mail: acechennai@ace-cranes.com

HERE TO SERVE YOU.



Action Construction Equipment Ltd.

Follow us on



ACE reserves the right to alter any specifications without prior notice. Dimensions, weights & capacities mentioned herein are variable by $\pm 5\%$. Accessories if shown are not part of the Standard Equipment.