

100%  
Swadeshi

# ACE 25XW

## Hydraulic Mobile Crane

25 Tonnes Capacity  
Rough terrain and rugged  
articulated pick n move crane.

**ACE** INDIA'S NO. 1  
CRANE BRAND

- Best in Class Stability
- Better Creep Speed
- Heavy Duty & Robust Construction
- Ergonomically Designed Cabin
- Fail Safe Air Brakes
- Wide Front Axle



# Specifications

# 25XW

<b>LIFTING CAPACITY</b> (Free on wheels)	25 Tonnes
<b>ENGINE</b>	Simpson (CEV BSIV), 4 cylinder water cooled diesel engine Model SIV436-F23
Rated Power	74 HP (54 KW) at 2200 RPM
<b>TRANSMISSION</b>	Heavy duty, sliding mesh with 6 forward and 2 reverse speeds with high low range selector.
Clutch	Heavy duty, single, dry friction cerametallic clutch plate with diaphragm type pressure plate.
Top Speed	28 KMPH Without load
<b>HYDRAULIC SYSTEM</b>	<ul style="list-style-type: none"> <li>● Gear / Intra Vane type Main Pump.</li> <li>● Four spools control valve with built in Relief valve (heavy duty)</li> <li>● Suction line has 100 mesh size Strainer while return line is fitted with 25 micron full flow filter</li> <li>● Two double acting lift cylinders, two double acting steering cylinders and two double acting extension cylinders.</li> </ul>
<b>BRAKES</b>	Air operated S Cam dual brakes on front wheels and air operated disc brakes on rear wheels. Rear wheels brakes are actuated through a single pedal  Parking brake is pneumatically operated fail safe type
<b>TELESCOPIC BOOM</b>	Three part boom with hydraulically operated extensions
Telescoping Time	18 Sec.
<b>BOOM LUFFING</b>	
Range	-3° to + 73°
Time	20 Sec.
<b>STEERING</b>	Lever operated with 55° articulation on either side and turning radius of 6.5 Mtrs. (approx) on outer rear wheels
<b>HOIST</b>	Winch is driven by hydraulic motor and fitted with hook block employing 6 falls of 13mm dia. Rope.
Hoist Speed	35 Mtrs./Min. (Line speed)

<b>ELECTRICAL SYSTEM</b>	12V, Negative earth with 35 Amp. alternator and 100 Amp hr. battery
<b>FLUID CAPACITIES</b>	
Engine	9.5 Ltrs.
Fuel Tank	76.00 Ltrs
Hydraulic Tank	125.00 Ltrs.
Transmission	48.00 Ltrs.
<b>TYRES</b>	
Front	12.00 x 24 – 20 PR (4 Nos.)
Rear	14.00 x 25 – 20 PR (2 Nos.)
<b>SAFETY</b>	<ul style="list-style-type: none"> <li>● Audio overload indication.</li> <li>● Hose failure protection.</li> <li>● Audio over hoisting indication</li> <li>● Safety brakes on hoist.</li> <li>● Cylinder guards</li> </ul>
<b>STANDARD EQUIPMENT</b>	<ul style="list-style-type: none"> <li>● ROPS fully enclosed wide view cabin with rotomould canopy.</li> <li>● Front tyre protector.</li> <li>● Front and rear work lights.</li> <li>● Reflectors &amp; rear view mirror.</li> <li>● Tool kit.</li> <li>● Gauges :-             <ul style="list-style-type: none"> <li>a) Water temperature.</li> <li>b) Engine oil pressure.</li> <li>c) RPM meter cum hour recorder</li> <li>d) Air pressure</li> </ul> </li> </ul>
<b>OPTIONAL EQUIPMENT</b>	<ul style="list-style-type: none"> <li>● Fly jib : 2.75 Mtrs., 1.25 Tonnes Capacity</li> <li>● Steering Wheel in lieu of lever type steering</li> <li>● Spark arrestor</li> <li>● Fire Extinguisher</li> <li>● 5 part boom - 23.1 Mtrs. height</li> <li>● Over Hoist hydraulic cutoff</li> <li>● Safe load indicator / LMI</li> </ul>
<b>OPERATING WEIGHT</b>	17420 Kgs.

## Specifications

## 25XW



**ROPS CABIN**  
Wide view ROPS cabin for better visibility.



**GROUND CLEARANCE**  
High ground clearance of 400mm for easier rough terrain operation.



**INCREASED VISIBILITY**  
Bigger size front windscreen and re-routing of hoses provide much better front visibility.



**STEERING CYLINDERS**  
880 mm stroke cylinders ensure proper steering even in loose, sandy & rocky terrains.



**LIFT CYLINDERS**  
Heavy duty lift cylinders ensure better lifting capacities.



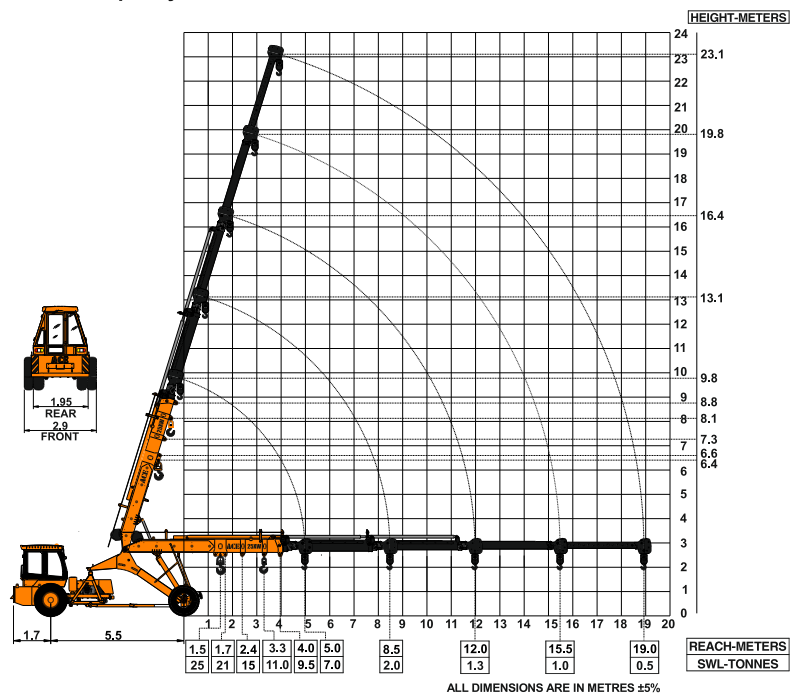
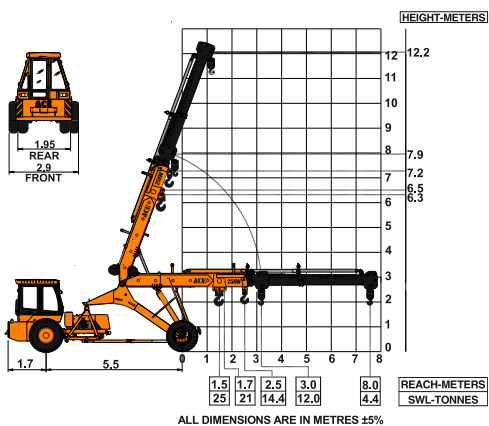
**AIR BRAKES**  
Fully air operated S CAM dual brakes on front wheels



**STEERING WHEEL & CONTROLS**  
Steering wheel is provided as an optional feature, which along with ergonomically placed operator console and instrument cluster ensures ease of operation.

**ACE 25XW 5-Part Boom (23.1 Mtrs. Height)  
Max. Capacity Manual Extension : 2 Tonnes**

**ACE 25XW 3-Part Boom  
(12.2 Mtrs. Height)**



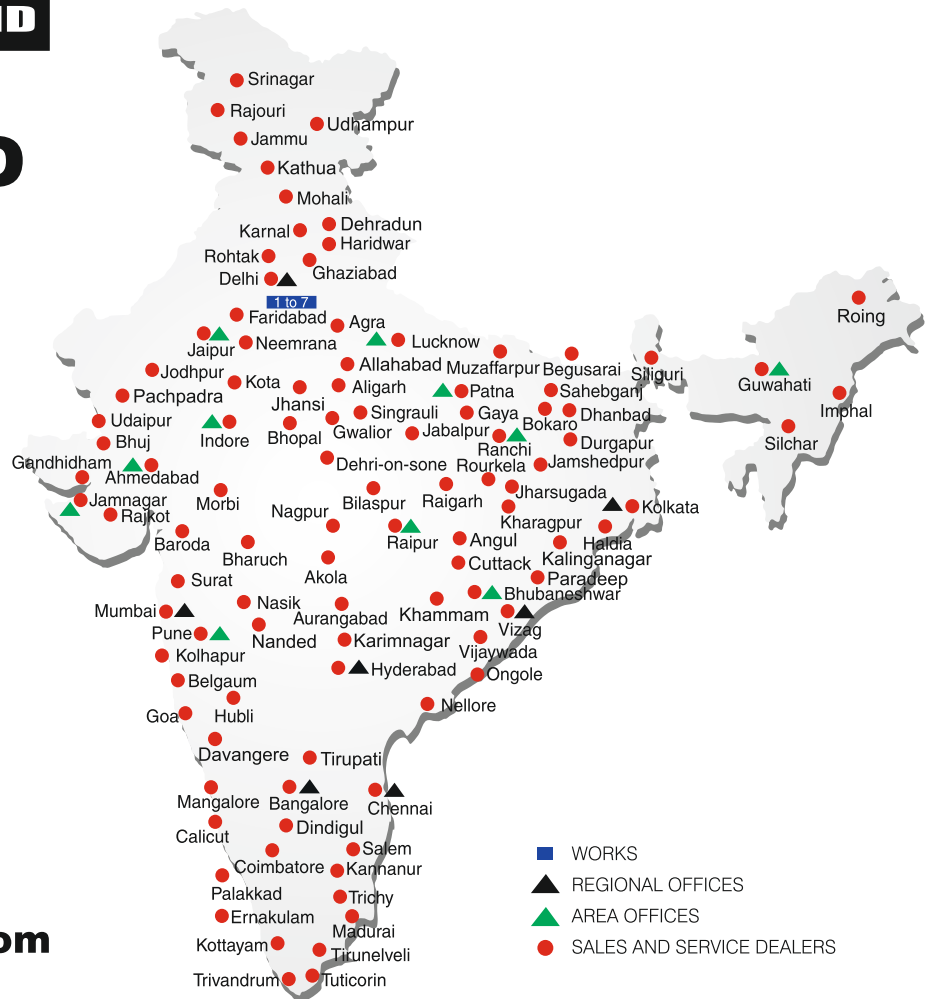
# BUILT TO PERFORM



**ACE** INDIA'S NO. 1  
CRANE BRAND

**RELIABLE AND  
DEPENDABLE  
EFFICIENCY**

## NETWORK



**Toll Free Help Line  
1800 1800 004**

[www.ace-cranes.com](http://www.ace-cranes.com)

### MARKETING H.Q.

4th Floor, Pinnacle  
Surajkund, NCR-121009  
Ph.: +91-129-4550000  
Fax: +91-129-4550022  
E-mail: marketing@ace-cranes.com

### REGISTERED OFFICE

Dudhola Link Road, Dudhola  
Palwal-121102, Haryana  
Ph.: +91-1275-280111  
Fax: +91-1275-280133  
CIN : L74899HR1995PLC053860

### MUMBAI OFFICE

31, "Kalpataru Court"  
Chembur, Mumbai - 400074  
Ph.: +91-22-25206846, 25207070  
Fax: +91-22-25207071  
E-mail: acemumbai@ace-cranes.com

### KOLKATA OFFICE

"Forma Towers" 84-A, Second Floor  
AJC Bose Road, Kolkata - 700014  
Ph.: +91-9038070630  
E-mail: acekolkata@ace-cranes.com

### CHENNAI OFFICE

1st Floor, "Alsa Regency", 165  
Eldams Road, Alwar Pet  
Chennai - 600018  
Ph.: +91-44-24314253  
Fax: +91-44-24314252  
E-mail: acechennai@ace-cranes.com

## HERE TO SERVE YOU.

### SPARE PARTS & SERVICE

ACE has all India Sales and Service network operating out of all the major cities. These outlets are fully equipped to provide genuine spare parts and services by company trained engineers. These outlets are further supported by company officials based at Delhi, Mumbai, Chennai, Kolkata, Ahmedabad, Surat, Pune, Jaipur, Chandigarh, Ranchi, Raipur, Indore, Bhubaneswar, Lucknow, Jamnagar, Hyderabad, Bangalore, Guwahati, Patna, Vizag & Kochi.



**Action Construction Equipment Ltd.**

Contact:



ACE reserves the right to alter any specifications without prior notice. Dimensions, weights & capacities mentioned herein are variable by ± 5%. Accessories if shown are not part of the Standard Equipment.